


Clean Air Action Plan (CAAP) Implementation

First Quarter 2010 Status Report


Quarterly Report Summary

- Detailed Milestone Tracking Summary
- Copy of each deliverable completed during the quarter
- Posted on the CAAP website at www.cleanairactionplan.org



CAAP Draft Update

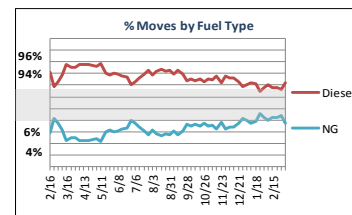
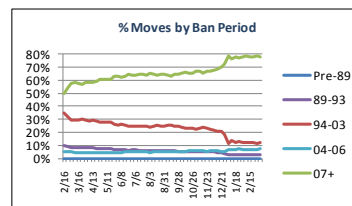
- Accomplishments to date
- New goals and measures
- San Pedro Bay Standards
- Public comments welcome
- Available online:
www.cleanairactionplan.org



3

Clean Trucks Program

- Success – two years ahead of schedule!
 - Approximately 7,150 trucks in the DTR that meet 2007 emission standards for both ports.
 - Over 78% of truck trips are considered “clean” for both ports.
 - There are approximately 575 Natural Gas fueled trucks in the DTR, representing 7% of the container trips.



4

VSR Programs

- POLB's 20 nm and 40 nm boundary in the Green Flag Incentive Program compliance rates are 96.4% and 74.4%, respectively, as of February 2010
- POLA's 20 nm and 40 nm boundary in the Green Flag Incentive Program compliance rates are 90% and 58%, respectively, as of February 2010



5

Stricter Standards for Ships

- North American Emission Control Area established
 - 200 nm around the U.S./Canada coastline
 - Lower-sulfur fuel required
 - Cleaner engine requirements



6

LNG Locomotive Study Results

- Reduced NOx and PM emissions
- Differences in locomotive age and emissions controls
- Performed “adequately to well”
- Issues associated with LNG fueling



7

Overview of Upcoming Milestones

- Clean Air Action Plan Draft Update
 - Public workshops: April 21 and 27
- Negotiating 3rd Amendment to Operating Agreement with Pacific Harbor Line
- Continue to implement Clean Trucks Program
- Continue to implement Technology Advancement Program
- Continue to track and monitor CAAP implementation

8